



31 January 2018

www.ibtplc.com

Carl Harald Janson

Carl Harald joined SV Health in September 2013 as lead IBT Investment Manager for the quoted portfolio. Carl Harald qualified as a Medical Doctor and completed a PhD at the Karolinska Institutet, and is a Certified Financial Analyst from the Stockholm School of Economics. Prior to joining SV Health Carl Harald worked as Director preclinical research for Astra Arcus AB, Senior Financial Analyst for Hagströmer and Qviberg Fondkommission AB and Danske Securites, Fund Manager at Carnegie Investment Bank, and Investment Manager at Karolinska Development AB. Carl Harald has also served as CEO and Member of the Board of several Scandinavian biotech companies.

Kate Bingham

Kate joined SV Health in 1991 and is one of the firm's Managing Partners. Kate has been responsible for a number of successful venture capital investments in biotechnology companies and has served on the boards of a number of companies in the United States and Europe. Prior to joining SV Health, Kate worked for Vertex, a biotechnology company and at Monitor Company, a strategy consulting firm. Kate has a first class degree in Biochemistry from Oxford University and graduated from Harvard Business School with an MBA.

Ailsa Craig

Ailsa joined SV Health in November 2006 as IBT Investment Analyst and became an Investment Manager in 2008, where she is part of the public markets focused team. Previously, Ailsa worked at Baring Asset Management for two years as a research analyst, covering pharmaceutical and biotechnology stocks. Prior to this, Ailsa worked for Insight Investment / Rothschild Asset Management (merged 2003) as the Global Healthcare Analyst. Ailsa has a BSc (Hons) in Biology from the University of Manchester. She was awarded the IMC in 2002 and the Securities Institute Diploma in 2007.

Fund Facts 31 Jan 2018

Launch Date	6 May 1994
Net Assets	£233m
Net Assets per Share	619p
Share Price	614p
Value of Unquoted Investments	£20m
Number of Portfolio Companies	92
Dividend	4% of NAV p.a.

Share Codes

Listing	London Stock Exchange
Reuters / Bloomberg	IBT.L / IBT LN
Sedol	0455934 GB
ISIN	GB0004559349

Objective

The investment objective of International Biotechnology Trust plc (the "Company") is to achieve long-term capital growth by investing primarily in biotechnology and other life sciences companies that are either quoted or unquoted and possess the potential for high growth. The Company invests in companies whose shares are considered to have good prospects, with experienced management and strong potential upside through the development and/or commercialisation of a product, device or enabling technology.

Investment Manager Comment

In January 2018, IBT's NAV/share rose by 1.4% (GBP) while the NASDAQ Biotechnology Index was up 2.0% (GBP). The FTSE All-Share Index decreased by 1.9% (GBP) and the S&P 500 Index rose 0.8% (GBP). IBT's share price rose 0.4% (GBP). The USD weakened by 5.0% vs the GBP.

The main positive contributors to NAV in January were Nektar, Juno and Madrigal. Nektar provided an update to the full phase 1 PIVOT-2 dose-escalation results presented at the Society for the Immunotherapy of Cancer (SITC) meeting in November. The trial update confirmed responses seen across three tumour types, melanoma, renal cell carcinoma and NSCLC, in combination with Bristol's Opdivo. Celgene announced their intention to acquire Juno Therapeutics for USD 9.0BN, an 87% premium to the share price at YE 2017. Madrigal is expected to announce histology data in the coming months which may confirm previous data that showed a statistically significant reduction in liver fat in NASH patients.

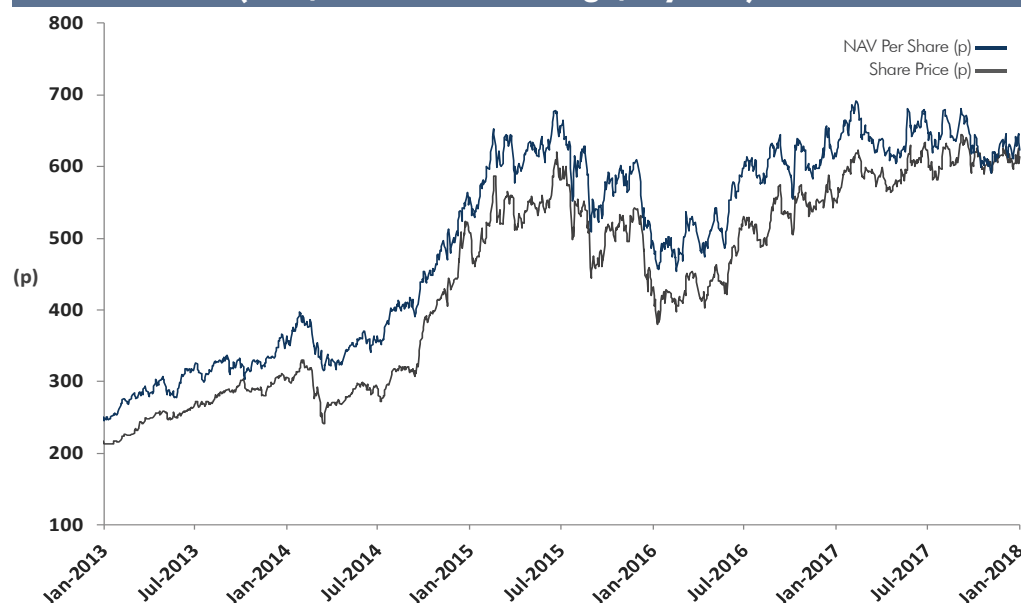
The main negative contributors to NAV in January were Tesaro, Puma and Halozyme. Tesaro's market share for their PARP inhibitor Zeluja, used to treat ovarian cancer patients, was not as strong as originally hoped. The European regulators voted against the recommendation for approval of Puma's drug Nerlynx in breast cancer and Halozyme announced disappointing data for PEGPH20 in pancreatic cancer.

Cumulative Performance 1m & 1, 3 & 5 years

	1 M	1 YR	3 YR	5 YR
NAV per share (cum, adjusted for dividends)	1.4%	4.0%	18.3%	168.6%
Share Price (Total Return)	0.4%	16.6%	28.6%	205.2%
NBI Index (Total Return)	2.0%	9.9%	14.4%	168.9%
FTSE All-Share Index (Total Return)	-1.9%	11.3%	27.4%	50.3%

Source: Bloomberg, mid-mid (share price), quoted in sterling and SV Health Managers. Past performance is not a guide to future performance

Performance (NAV, Share Price Change, 5 years)



Source: Bloomberg, mid-mid (share price), quoted in sterling and SV Health Managers. Past performance is not a guide to future performance
Note: All performance data are quoted net of all costs to the Company



31 January 2018

www.ibtplc.com

Top Ten Quoted Investments by NAV %

1	Biogen	6.2%	6	Acadia	3.7%
2	Celgene	4.6%	7	Vertex	3.6%
3	Nektar	4.4%	8	Adamas	3.6%
4	Regeneron	4.0%	9	Genmab	3.1%
5	Exelixis	3.8%	10	Gilead	3.1%

CONTACT US

AIFM and Investment Manager

SV Health Managers LLP
71 Kingsway
London WC2B 6ST
Tel: +44 (0) 20 7421 7070
Fax: +44 (0) 20 7421 7077
Email: IBT-IR@svhealthinvestors.com
Web: www.ibtplc.com

Company Secretary

BNP Paribas Secretarial Services Ltd

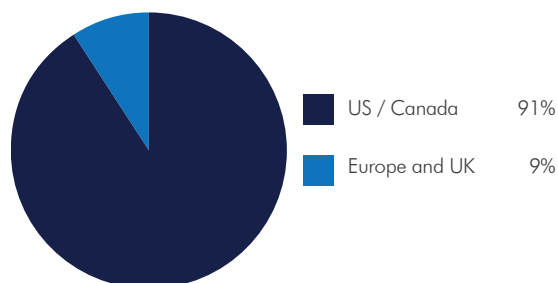
Broker

Centos Securities plc

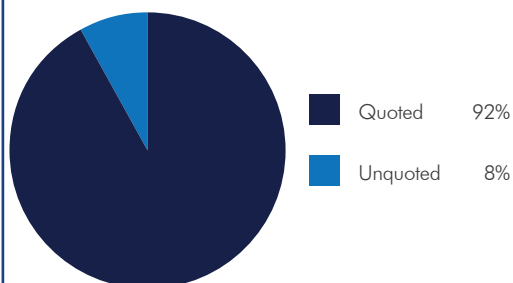
Auditor

PricewaterhouseCoopers LLP

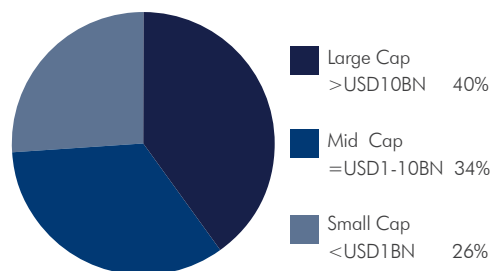
NAV % by Geography



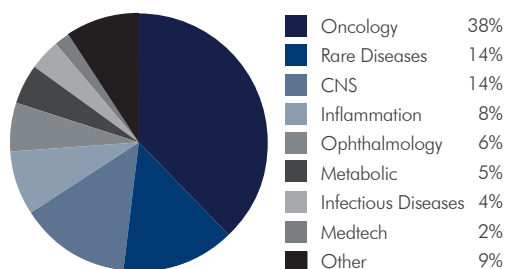
NAV % by Quoted/Unquoted



NAV % Market Cap



NAV % by Therapeutic Areas



TRUST CHARACTERISTICS

- Annual Management Fee: 0.9% of the company's NAV
- Performance Fee: See Page 21 of the Annual Report, 31 August 2017
- Continuation Vote: At AGM in 2019; every two years
- Year / Interim End: 31 August / 28 February
- Capital Structure: 37,547,663 Ordinary Shares of 25p

DISCLAIMER

Nothing in this document represents investment advice and is therefore not a recommendation to buy or sell shares. The value of investments, and the income from them, may go down as well as up, and is not guaranteed, and investors may not get back the full amount invested. Exchange rate changes may cause the value of overseas investments to rise or fall.

Investors should bear in mind that investment in biotechnology shares can be subject to risks not normally associated with more developed markets or stocks. Investing in the biotechnology sector carries some particular risks and investment in the Company should be regarded both as long term and as carrying a high level of financial risk.

In addition, there is no guarantee that the market price of shares in investment trusts will fully reflect their underlying NAV and it is not uncommon for the market price of such shares to trade at a substantial discount to their NAV.

AIFM and Investment Manager

SV Health Managers LLP was appointed Investment Manager of the Company on 1 January 2005 and Alternative Investment Fund Managers ('AIFM') on 21 July 2014. SV Health Managers LLP provides life sciences focused Investment Management services to publicly listed investment funds.

Between November 2000 and December 2004, Schroder Ventures Life Sciences Advisers (UK) Ltd (the predecessor business to SV Health Investors LLP), was Adviser to the Investment Manager of the Company during that period, Schroder Investment Management Ltd.

SV Health Investors LLP provides access to unique and proprietary life sciences deal flow in unquoted investments to SV Health Managers LLP.

SV Health Investors LLP venture capital business advises or manages six venture capital funds with capital commitments of over \$2billion which primarily invest amounts of between \$1m and \$20m in North America and Europe, but will consider innovative investments in other regions.

SV Health Managers LLP is Authorised and Regulated by the Financial Conduct Authority. Further information is available on our website www.svhealthinvestors.com.